



CALENTADOR PARA JACUZZI

POTENCIA **13.5kW**



VOLTAJE 220 VOLTIOS
CORRIENTE 61 AMPERIOS
ACOPLES PVC 2 PULGADAS
CONTROL DIGITAL DE 20 A 40°C
**IDEAL HASTA 15 MIL LITROS*

Ocean Sei




PASOS PARA CONECTAR

Ocean Sei

1 CONECTAR UNIVERSALES




2 CONECTAR BYPASS



3 CONEXIÓN ELÉCTRICA

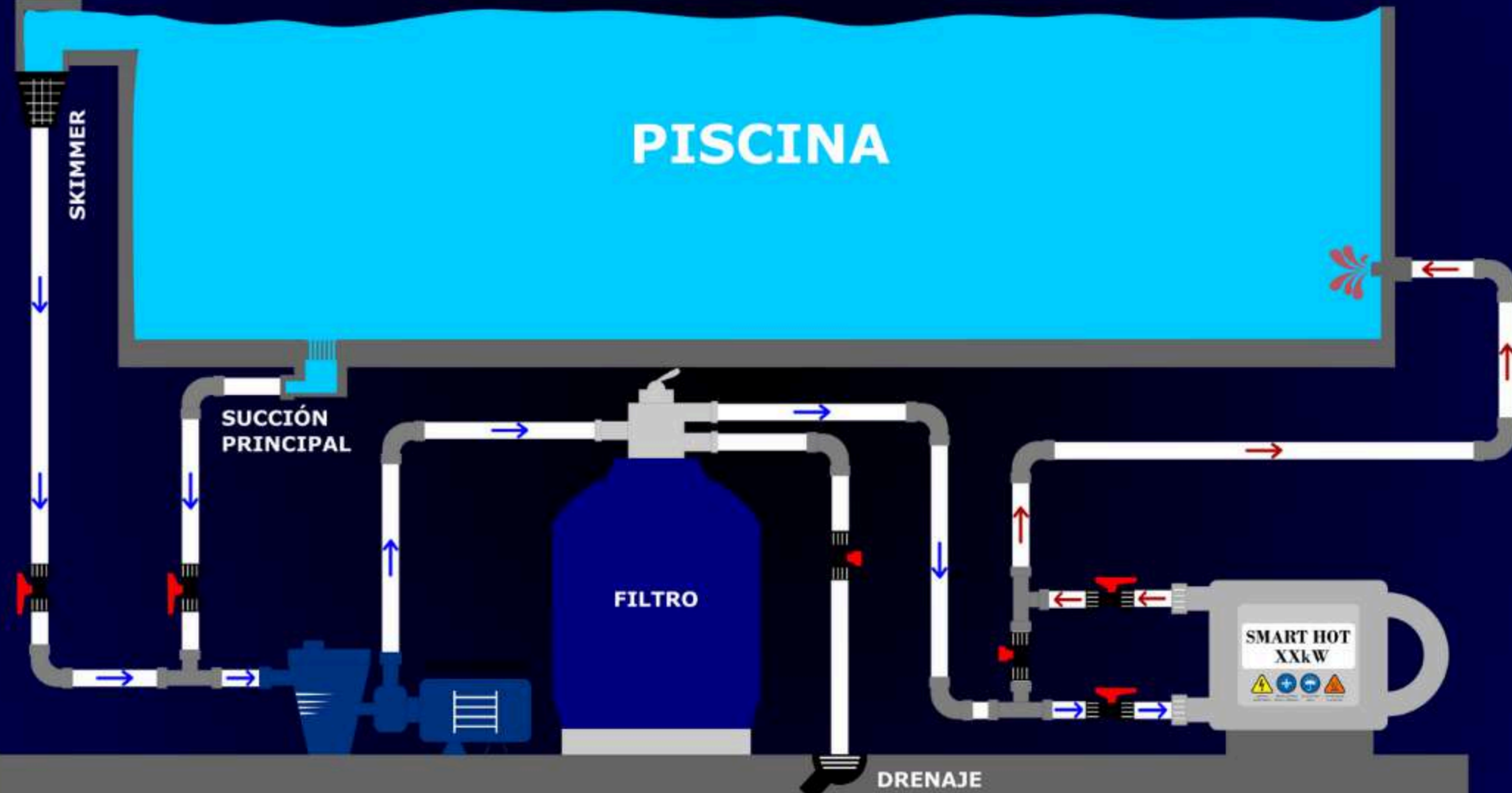


4 SELECCIONAR TEMPERATURA



MONTAJE PARA JACUZZI

Ocean Sei



INSTALACIÓN EN PISCINAS



TABLA DE CALEFACCIÓN

POTENCIA **13.5kW**


| TIEMPO DE CALEFACCIÓN | LITROS | TEMPERATURA |
|-----------------------|--------|-------------|
| | 7,500 | 1.6°C/HORA |
| | 10,000 | 1.2°C/HORA |
| | 12,500 | 0.9°C/HORA |
| | 15,000 | 0.8°C/HORA |

REQUISITOS DE INSTALACIÓN

BREAKER 63 AMPERIOS

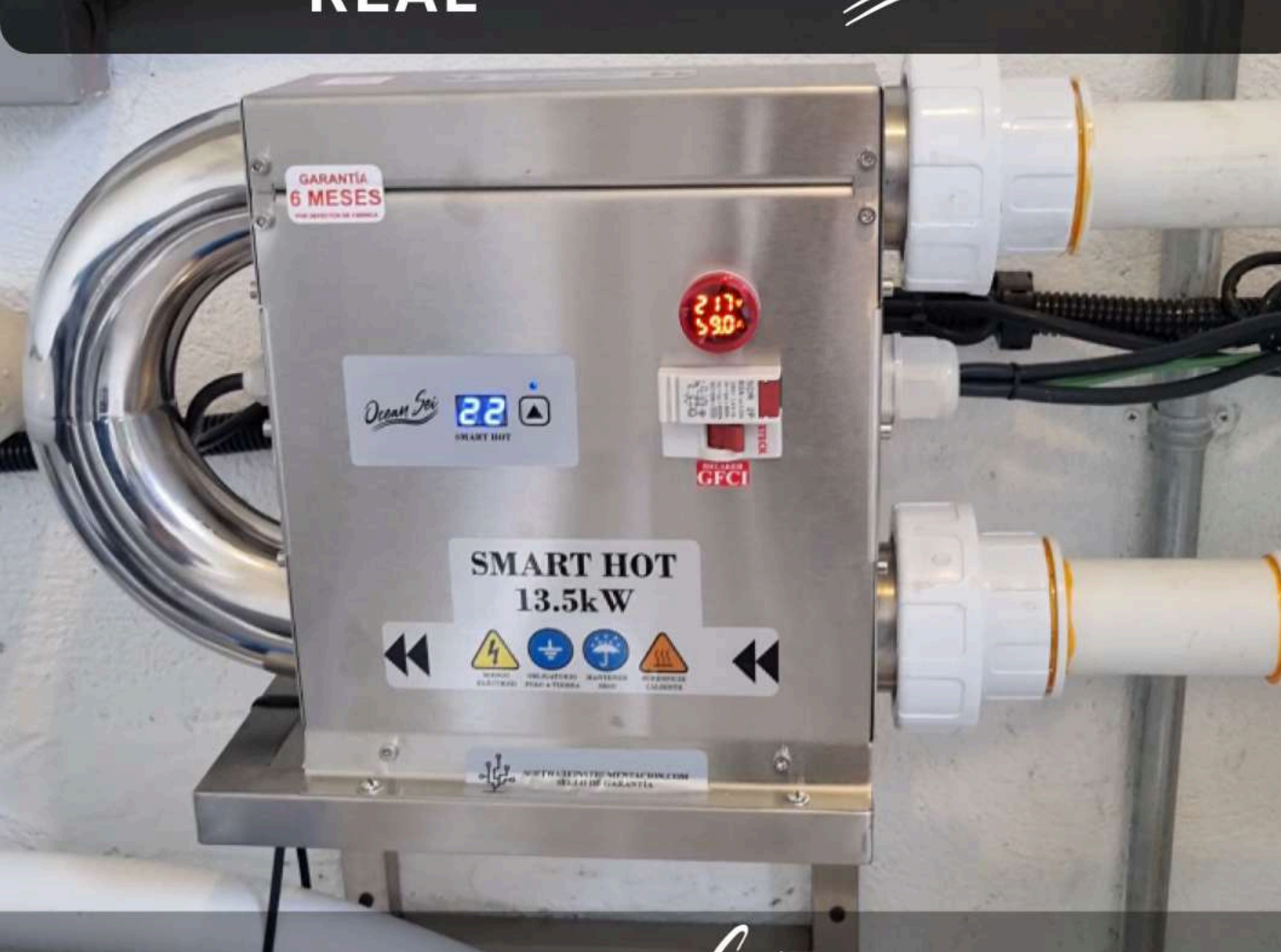
CABLE #6 AWG

Ocean Sei



MONTAJE REAL

Ocean Sei



Ocean Sei