


CALENTADOR PARA JACUZZI


POTENCIA
16kW



VOLTAJE 220 VOLTIOS
CORRIENTE 72 AMPERIOS
ACOPLES PVC 2 PULGADAS
CONTROL DIGITAL DE 20 A 40°C

*IDEAL HASTA 20 MIL LITROS

Ocean Sei



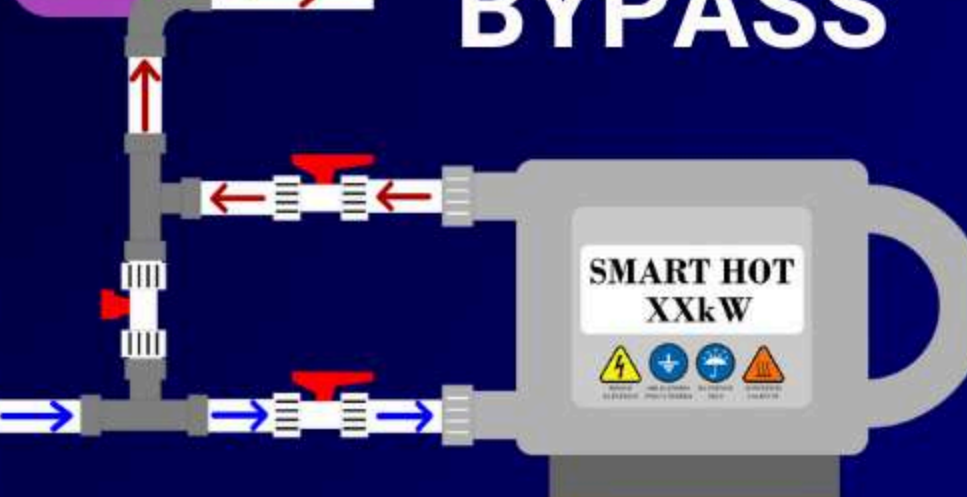
PASOS PARA CONECTAR

Ocean Sei

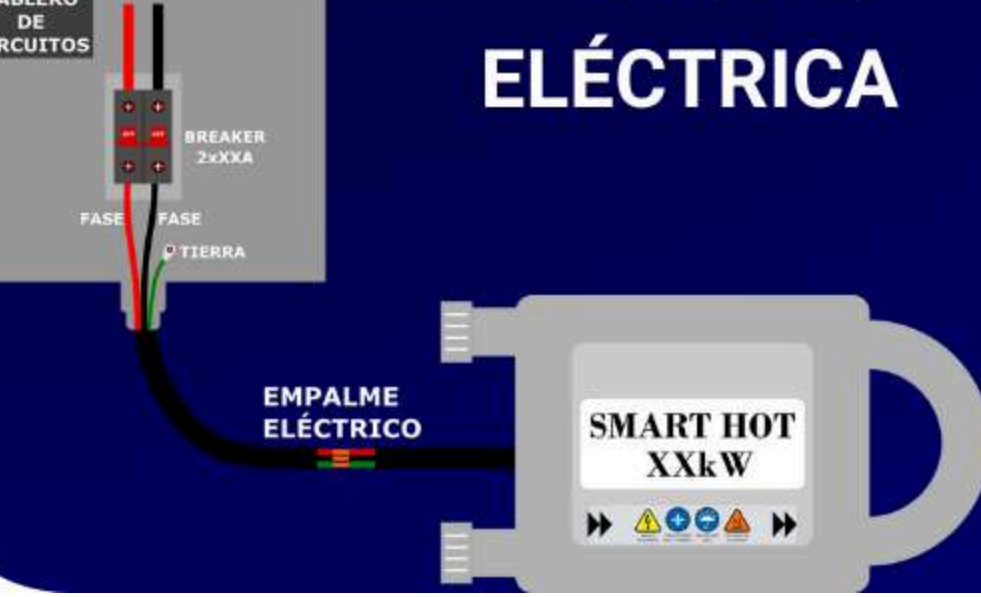
1 CONECTAR UNIVERSALES




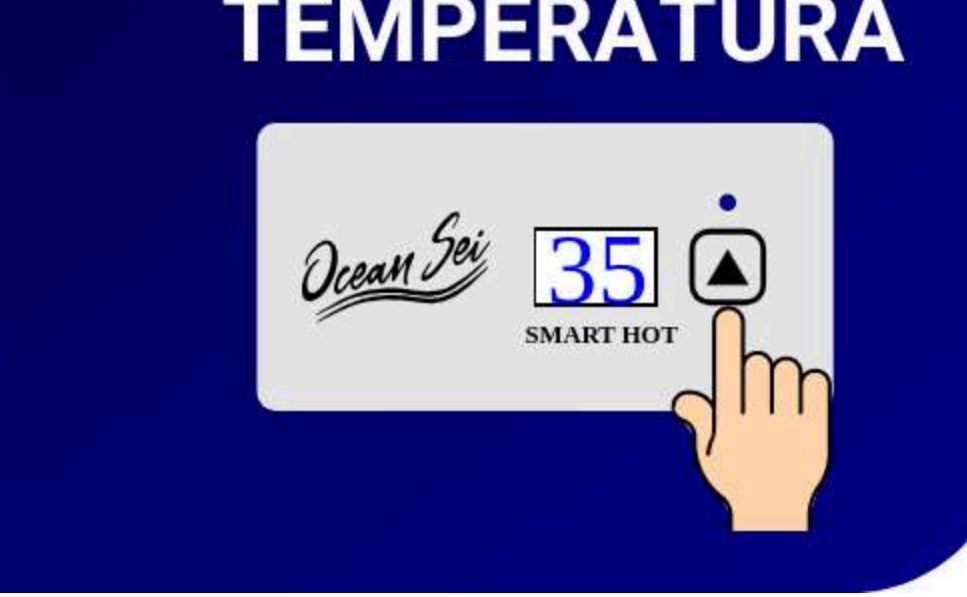
2 CONECTAR BYPASS



3 CONEXIÓN ELÉCTRICA



4 SELECCIONAR TEMPERATURA



MONTAJE PARA JACUZZI

Ocean Sei



INSTALACIÓN EN PISCINAS



TABLA DE CALEFACCIÓN

POTENCIA
16kW

TIEMPO DE CALEFACCIÓN	LITROS	TEMPERATURA
	10,000	1.4°C/HORA
	12,500	1.1°C/HORA
	15,000	0.9°C/HORA
	20,000	0.7°C/HORA

REQUISITOS DE INSTALACIÓN
BREAKER 80 AMPERIOS
CABLE #4 AWG

Ocean Sei



MONTAJE REAL

Ocean Sei

